

# 3500/15 AC and DC Power Supplies

## Product Datasheet

Bently Nevada\* Asset Condition Monitoring



### Description


The 3500/15 AC and DC Power Supplies are half-height modules and must be installed in designated slots on the left side of the rack. The 3500 rack can contain one or two power supplies with any combinations of AC and DC. Either supply can power a full rack.

When two power supplies are installed in a rack, the one in the lower slot acts as the primary supply, and the other in the upper slot acts as the backup supply. If installed, the second supply is the backup for the primary one.

Removing or inserting either power supply module does not disrupt operation of the rack as long as a second power supply is installed.

The 3500/15 AC and DC Power Supplies accepts a wide range of input voltages and converts them to voltages acceptable for use by other 3500 modules. The following power supplies are available with the 3500 Series Machinery Protection System:

- Universal AC Power
- High Voltage DC Power Supply
- Low Voltage DC Power Supply

Note	
	<b>The Universal AC Power Supply and PIM are not compatible with the Legacy 3500 AC Power Supply, High Voltage AC PIM, and Low Voltage AC PIM.</b>



# Specifications

## Inputs

### Voltage Options

Universal Voltage AC	
Description	This option uses the universal AC Power Supply and universal AC Power Input Module (PIM).
Input Voltage	110 to 220 Vac nominal 85 to 264 Vac rms 120 to 373 Vac pk  The universal AC Power Supply and Power Input Module are not compatible with the legacy High Voltage AC or Low Voltage AC units.
Input Frequency	47 to 63 Hz

High Voltage DC	
Description	This option uses the High Voltage DC Power Supply and the High Voltage DC Power Input Module (PIM).
Input voltage	88 to 140 Vdc

Low Voltage DC	
Description	This option uses the Low Voltage DC Power Supply and the Low Voltage DC Power Supply Input Module (PIM).
Input voltage	20 to 30 Vdc

### Current Information

Out of Range Protection	For all power supply options, an under-voltage does not harm the supply or the PIM. An over-voltage causes the fuse to open on the PIM.
-------------------------	--

Full Rack Current Draw	
Universal voltage AC	2.8 A rms (maximum)
High voltage DC	2.5 A (maximum)
Low voltage DC	10.0 A (maximum)

## Outputs

Front Panel LEDs	
Supply OK LED	Indicates when the power supply is operating properly

## Physical

Power Supply Module	
Dimensions (Height x width x depth)	120.7 mm x 50.8 mm x 251.5 mm 4.75 in x 2.0 in x 9.9 in
Weight	1.39 kg 3.06 lb

Power Input Modules	
Dimensions (Height x width x depth)	120.7 mm x 25.4 mm x 114.3 mm 4.75 in x 1.0 in x 4.5 in
Weight	0.34 kg 0.75 lb

## Rack Space Requirements

Power supply module	Two half-height slots are located on the left side of the rack. Each slot accommodates one power supply. Both slots can hold a power supply at the same time, allowing for redundant power supplies.
Power input module	Special half-height module located directly behind the associated power supply

## Miscellaneous

Minimum loading	No minimum rack load is required.
-----------------	-----------------------------------

## Environmental Limits

Operating temperature	-30 °C to +65 °C -22 °F to +150 °F
Storage temperature	-40 °C to +85 °C -40 °F to +185 °F
Humidity	95%, non-condensing


## Compliance and Certifications

EMC	<p><b>Standards:</b> EN 61000-6-2 Immunity for Industrial Environments EN 61000-6-4 Emissions for Industrial Environments</p> <p><b>European Community Directive:</b> EMC Directive 2014/30/EU</p>
Electrical Safety	<p><b>Standards:</b> EN 61010-1</p> <p><b>European Community Directive:</b> LV Directive 2014/35/EU</p>

## Hazardous Area Approvals



For the detailed listing of country and product specific approvals, refer to the **Approvals Quick Reference Guide**, document 108M1756, at [www.GEmeasurement.com](http://www.GEmeasurement.com).

<b>CSA / NRTL/C (Approval Option 01)</b>	<p>Ex nC [L] IIC T4 Gc Class I, Division 2, Groups A, B, C, D</p> <p>Class I, Zone 2 AEx nC IIC T4 Gc Class I, Division 2 Groups A, B, C, D</p> <p>T4 @ Ta = -20 °C to +65 °C (-4 °F to +150 °F) per drawing 149243 or 138547</p>
<b>ATEX / IECEX (Approval Option 02)</b>	<p> II 3 G Ex nA nC ic IIC T4 Gc</p> <p>T4 @ Ta = -20 °C to +65 °C (-4 °F to +150 °F)</p>

## Ordering Information

 For the detailed listing of country and product specific approvals, refer to the **Approvals Quick Reference Guide**, document 108M1756, at [www.GEmeasurement.com](http://www.GEmeasurement.com).

## Product Description

### 3500/15 AXX - BXX - CXX

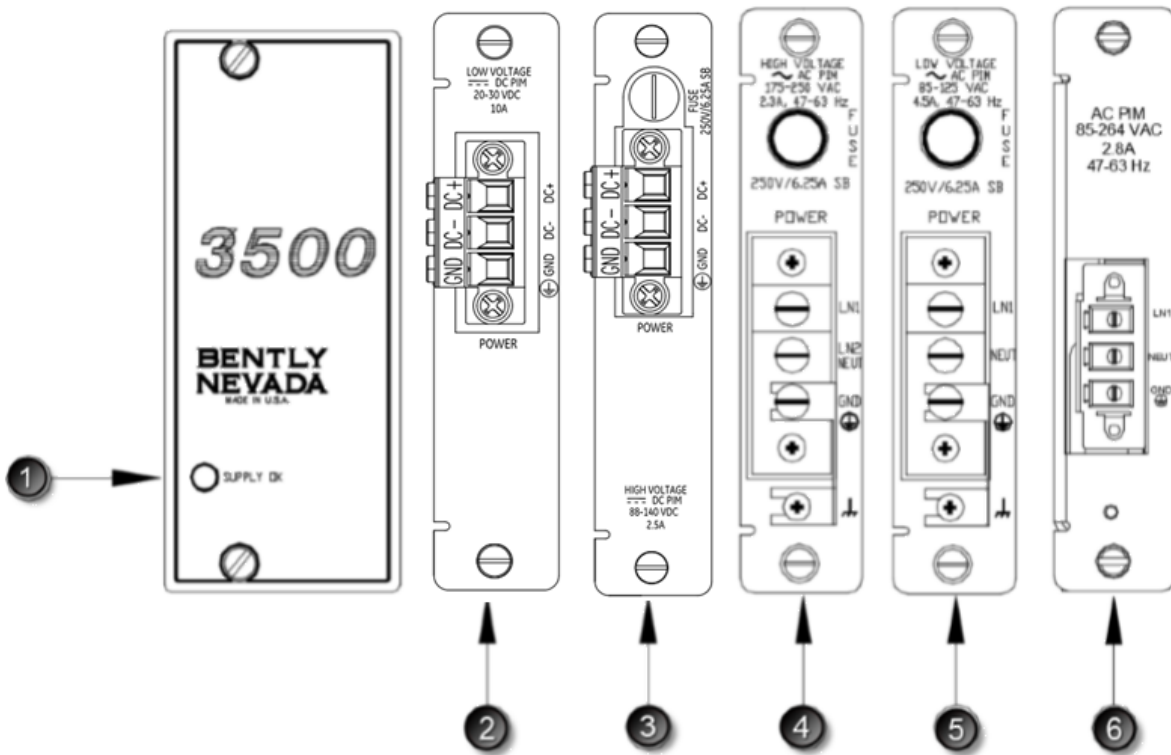
- A.** Power Supply Type (Top Slot)
  - 03** High Voltage DC (88 to 140 Vdc)
  - 04** Low Voltage DC (20 to 30 Vdc)
  - 05** Universal AC Voltage (85 to 264 Vac rms)
- B.** Power Supply Type (Bottom Slot)
  - 00** No Supply (Used when no supply is required)
  - 03** High Voltage DC (88 to 140 Vdc)
  - 04** Low Voltage DC (20 to 30 Vdc)
  - 05** Universal AC Voltage (85 to 264 Vac rms)
- C.** Agency Approval
  - 00** None
  - 01** CSA / NRTL / C (Class 1, Division 2)
  - 02** ATEX / IECEx / CSA (Class 1, Zone 2)

## Spares

Part Number	Description
106M1079-01	Universal AC Power Supply Module
106M1081-01	Universal AC Power Input Module
129486-01	High Voltage DC Power Supply Module
129478-01	High Voltage DC Power Input Module
133292-01	Low Voltage DC Power Supply Module
133300-01	Low Voltage DC Power Input Module
01720025	Replacement Fuse (for both AC Power Input Module and High Voltage DC Power Input Modules)
01720045	Replacement Fuse (Low Voltage DC Power Input Module)
120M3877	Replacement Fuse Fast blow rated at 5A/500 Vac Size 6.3 x 32 mm (Universal AC Power Input Module)
129767-01	Power Supply Operations and Maintenance Manual
118M0915-01	Replacement connector for Universal AC Power Input Module
118M0915-02	Replacement connector for DC Power Input Module

## Graphs and Figures

The following picture depicts the front and rear view of 3500/15 AC and DC Power Supplies and Input Modules:



- 1: 3500/15 AC and DC Power Supplies OK LED
- 2: Low Voltage DC Power Input Module
- 3: High Voltage DC Power Input Module
- 4: Legacy High Voltage AC Power Input Module
- 5: Legacy Low Voltage AC Power Input Module
- 6: Universal AC Voltage Power Input Module

**Figure 1: 3500/15 Power Supply and PIMS**

Copyright 1999 - 2017 Baker Hughes, a GE company, LLC ("BHGE") All rights reserved.

\* Denotes a trademark of Bently Nevada, LLC, a wholly owned subsidiary of Baker Hughes, a GE company.

All product and company names are trademarks of their respective holders.

Use of the trademarks does not imply any affiliation with or endorsement by the respective holders.

The information contained in this document is subject to change without prior notice.

1631 Bently Parkway South, Minden, Nevada USA 89423

Phone: 1-775.782.3611 [www.GEmeasurement.com](http://www.GEmeasurement.com)