

General Specifications

Terminal Blocks (for FIO)



GS 33J60H20-01EN

[Release 6]

■ GENERAL

This GS covers the hardware specifications of the Terminal Block that can be used for I/O Modules (FIO) of CENTUM VP.

For the Terminal Block that can be used for I/O Modules with Built-In Barrier, see “Terminal Block (for I/O Modules with Barrier (GS 33J60H40-01EN))”.

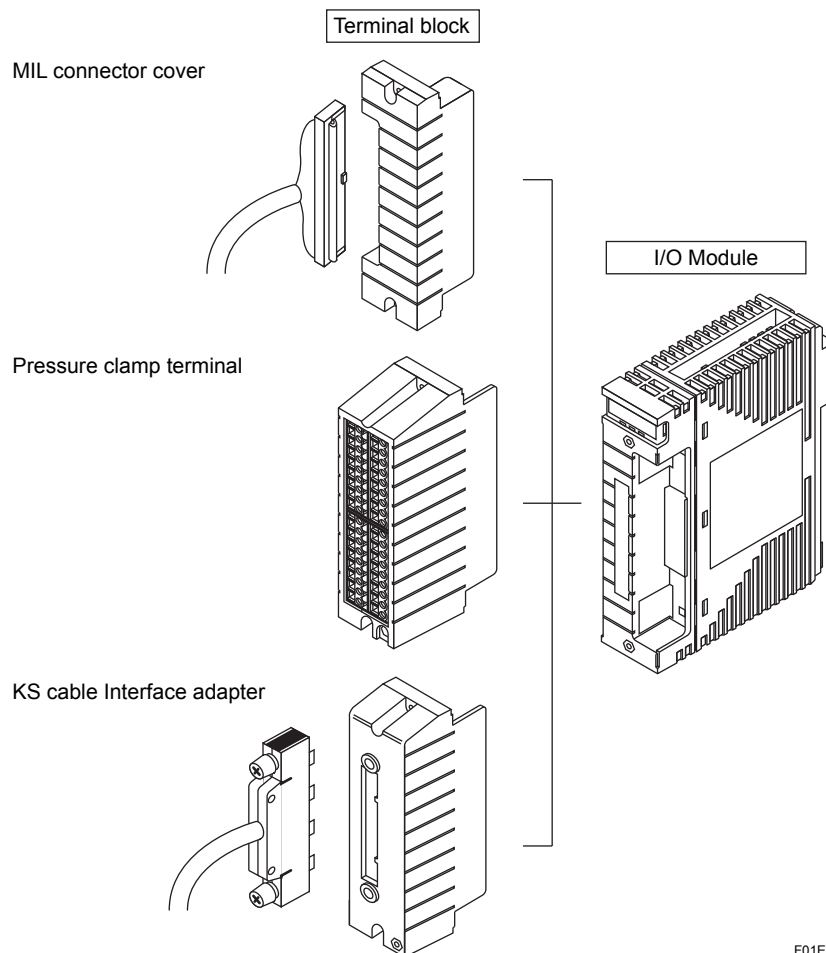
■ STANDARD SPECIFICATIONS

Variation of Connection

I/O Modules can be connected to field devices with terminal block.

Three types of terminal blocks are available: Pressure Clamp Terminal, KS Cable Interface Adapter, MIL Connector Cover.

There is a pressure clamp terminal with surge absorber to preserve I/O modules from surge immunity. (Conforms to EMC standards EN 61000-6-2)



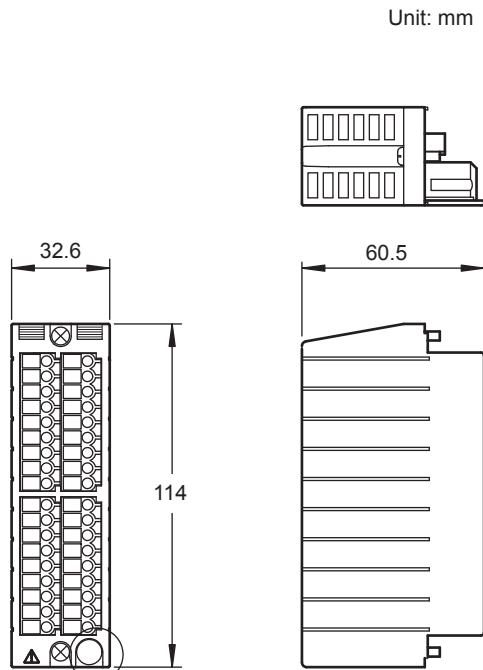
Terminal Block

Model Name	Application	Connecting Point	Connecting Module Name	Connecting Cable	Weight	Specifications
-	Pressure clamp terminal					
ATA4S	Analog (Single)	16-Point	AAI141, AAV141, AAV144, AAI841, AAB841, AAV544, AAI143, AAI543	-	Approx. 0.20 kg	Can select either with surge absorber or without absorber.
ATA4D	Analog (Dual-Redundant)				Approx. 0.30 kg	
ATI3S	Isolated Analog Module (Single)	8-Point	AAI135, AAI835, AAP135	-	Approx. 0.20 kg	
ATI3D	Isolated Analog Module (Dual-Redundant)				Approx. 0.30 kg	
ATB5S	Digital input (Single)	32-Point	ADV151	-	Approx. 0.20 kg	
ATB5D	Digital input (Dual-Redundant)				Approx. 0.40 kg	
ATD5S	Digital output (Single)	32-Point	ADV551	-	Approx. 0.20 kg	
ATD5D	Digital output (Dual-Redundant)				Approx. 0.40 kg	
ATF9S	Foundation Fieldbus	4-Port	ALF111	-	0.10 kg or less	
-	KS interface adopter					
ATK4A	Analog	16-Point or 8-Point	AAI141, AAV141, AAV144, AAI841, AAB841, AAV544, AAI143, AAI543, AAI135, AAI835, AAP135, AAB141	KS1 KS2 (*1)	0.10 kg or less	Connecting with AEA4D Connecting with MUB,TE16
ATM4A	Compatible MAC2	16-Point	AAB841, AAB842	KS1	0.10 kg or less	Connecting with MCM,MHM
ATV4A	Compatible VM2	16-Point	AAB841, AAB842	KS2	0.10 kg or less	Connecting with MUB,TE16
ATI3A	Analog Input	8-Point	AAI135, AAP135	KS1	0.10 kg or less	Connecting with AEA3D
ATB3A	Analog input/output	8-Point	AAI835	KS1	0.10 kg or less	Connecting with AEA3D
ATD5A	Digital input/output	32-Point	ADV151, ADV551	AKB331	0.10 kg or less	Connecting with AEA5D

*1: Please refer to FIO System Overview (GS 33J60A10-01EN) for the combination of connecting cable and terminal board.

■ EXTERNAL DIMENSIONS

ATA4S, ATD5S, ATI3S, ATB5S



In the case of ATA4S and ATI3S.



In the case of ATD5S and ATB5S.



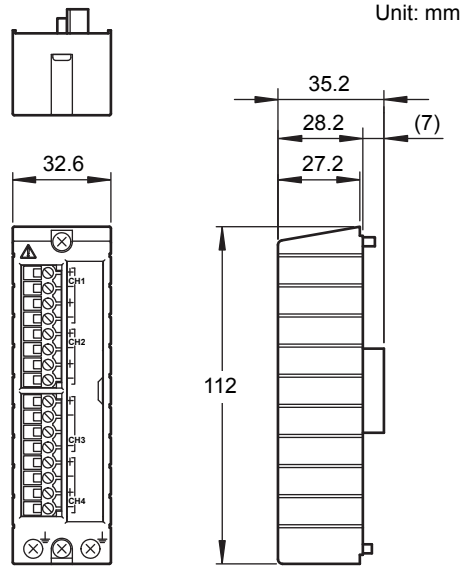
F02E.ai

Nominal Tolerances :

When the reference dimension is over 0.5 mm and equal or less than 120 mm, its nominal tolerance is ± 0.8 mm, while its combination of nominal tolerance is ± 1.5 mm.

When the reference dimension is over 120 mm, its nominal tolerance is in accordance with JEM 1459.

ATF9S



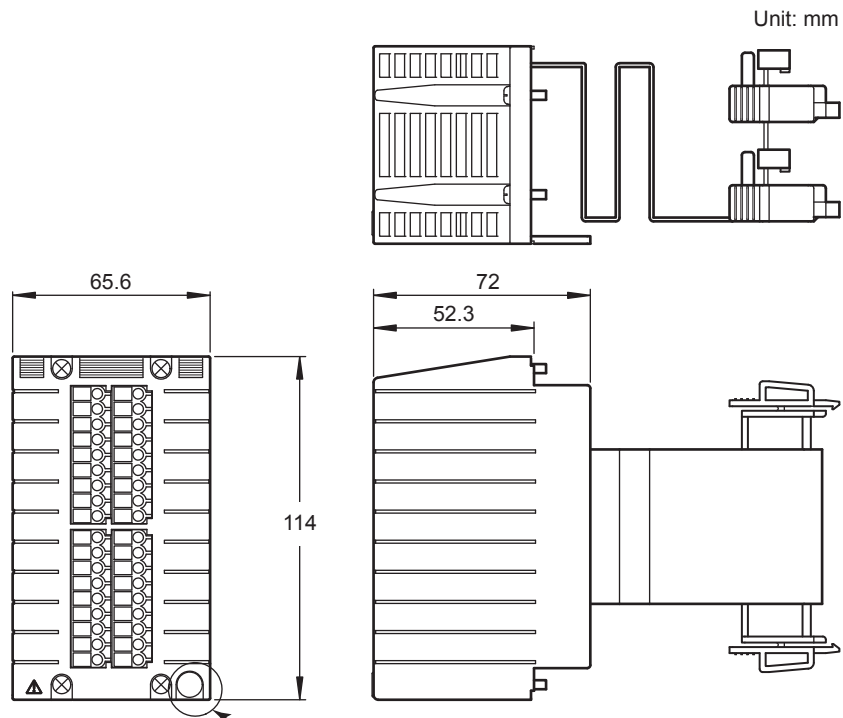
F04E.ai

Nominal Tolerances :

When the reference dimension is over 0.5 mm and equal or less than 120 mm, its nominal tolerance is ± 0.8 mm, while its combination of nominal tolerance is ± 1.5 mm.

When the reference dimension is over 120 mm, its nominal tolerance is in accordance with JEM 1459.

ATA4D, ATD5D, ATB5D, ATI3D



In the case of ATA4D and ATI3D.



In the case of ATD5D and ATB5D.



F05E.ai

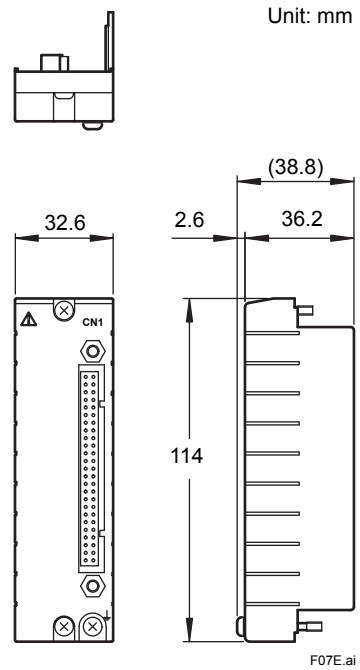
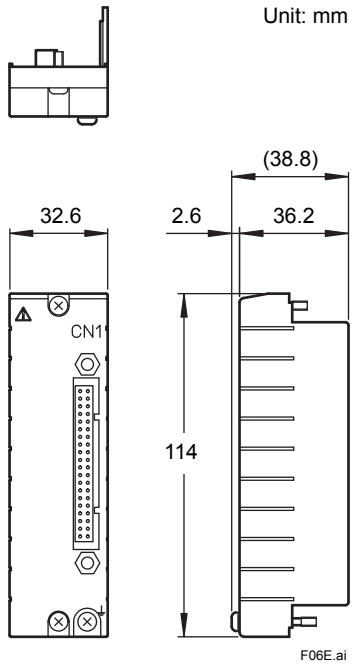
Nominal Tolerances :

When the reference dimension is over 0.5 mm and equal or less than 120 mm, its nominal tolerance is ± 0.8 mm, while its combination of nominal tolerance is ± 1.5 mm.

When the reference dimension is over 120 mm, its nominal tolerance is in accordance with JEM 1459.

ATK4A, ATM4A, ATV4A, ATI3A, ATB3A

ATD5A



Nominal Tolerances :

When the reference dimension is over 0.5 mm and equal or less than 120 mm, its nominal tolerance is ± 0.8 mm, while its combination of nominal tolerance is ± 1.5 mm.
When the reference dimension is over 120 mm, its nominal tolerance is in accordance with JEM 1459.

Nominal Tolerances :

When the reference dimension is over 0.5 mm and equal or less than 120 mm, its nominal tolerance is ± 0.8 mm, while its combination of nominal tolerance is ± 1.5 mm.
When the reference dimension is over 120 mm, its nominal tolerance is in accordance with JEM 1459.

■ MODELS AND SUFFIX CODES

Pressure Clamp Terminal Block

		Description
Models	ATA4S	Pressure Clamp Terminal Block for Analog (16-channel, with ISA Standard G3 option)
	ATB5S	Pressure Clamp Terminal Block for Digital Input (32-channel, with ISA Standard G3 option)
	ATD5S	Pressure Clamp Terminal Block for Digital Output (32-channel, with ISA Standard G3 option)
	ATI3S	Pressure Clamp Terminal Block for Isolated Analog Module and Pulse Module (for AAI135, AAP135: 8-channel, AAI835: 4-channel input, 4-channel output, with ISA Standard G3 option)
Suffix Codes	-0	Without surge absorber
	-1	With surge absorber
	0	Always 0

		Description
Model	ATF9S	Pressure Clamp Terminal Block for Fieldbus (with ISA Standard G3 option)
Suffix Codes	-0	Without surge absorber
	0	Always 0

Dual-Redundant Pressure Clamp Terminal Block

		Description
Models	ATA4D	Dual-Redundant Pressure Clamp Terminal Block for Analog (16-channel, with ISA Standard G3 option)
	ATB5D	Dual-Redundant Pressure Clamp Terminal Block for Digital Input (32-channel, with ISA Standard G3 option)
	ATD5D	Dual-Redundant Pressure Clamp Terminal Block for Digital Output (32-channel, with ISA Standard G3 option)
	ATI3D	Dual-Redundant Pressure Clamp Terminal Block for Isolated Analog and Pulse (for AAI135, AAP135: 8-channel, AAI835: Input4-channel, Output4-channel, with ISA Standard G3 option)
Suffix Codes	-0	Without surge absorber
	-1	With surge absorber
	0	Always 0

KS Cable Interface Adapter

		Description
Model	ATK4A	KS Cable Interface Adapter (for Analog 16-channel, with ISA Standard G3 option)
Suffix Codes	-0	Without surge absorber
	0	Always 0

		Description
Model	AT13A	KS Cable Interface Adapter (for Analog 8-channel, with ISA Standard G3 option)
Suffix Codes	-0	Without surge absorber
	0	Always 0

		Description
Model	ATB3A	KS Cable Interface Adapter (for Analog 4-channel input/4-channel output, with ISA Standard G3 option)
Suffix Codes	-0	Without surge absorber
	0	Always 0

		Description
Model	ATD5A	KS Cable Interface Adapter (for Digital 32-channel, with ISA Standard G3 option)
Suffix Codes	-0	Without surge absorber
	0	Always 0

		Description
Model	ATM4A	KS Cable Interface Adapter (for Compatible MAC2, with ISA Standard G3 option)
Suffix Codes	-0	Without surge absorber
	0	Always 0

		Description
Model	ATV4A	KS Cable Interface Adapter (for Compatible VM2, with ISA Standard G3 option)
Suffix Codes	-0	Without surge absorber
	0	Always 0

■ APPLICABLE STANDARDS

Refer to the GS “Integrated Production Control System CENTUM VP System Overview (GS 33J01A10-01EN).”

■ ORDERING INFORMATION

Specify models and suffix codes when ordering.

■ TRADEMARK

- CENTUM is a registered trademark of Yokogawa Electric Corporation.
- Other company names and product names in this document are registered trademarks or trademarks of their respective holders.