

O-Ring Reference: AS568 Sizes

FOR SEMICONDUCTOR APPLICATIONS

www.docin.com

simrit[®]

Freudenberg - **NOK**

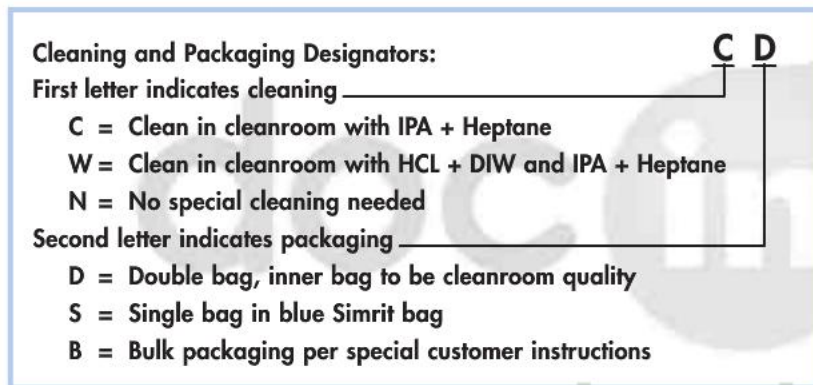
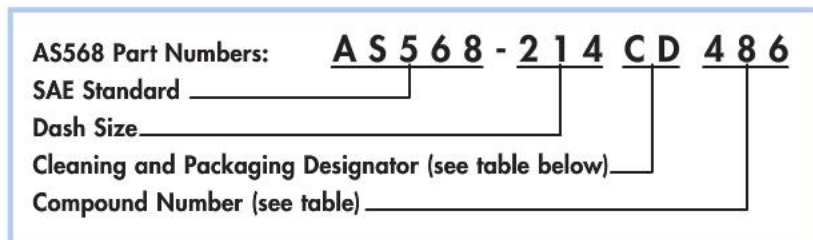
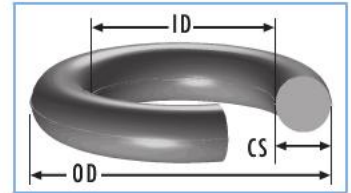
INTERNATIONAL SEAL 

 **DISOGRIN**
MERKEL

AS568 Dimensions

SAE AS568 is published by the aerospace portion of the Society of Automotive Engineers. Its actual title is **Aerospace Size Standard for O-Rings**, although its use is much more widespread than just the aerospace industry. SAE AS568 is the most commonly used standard in the US for aerospace, automotive and general industrial applications.

The sizes in the standard are defined by maximum and minimum ID and CS dimensions (although most listings, including this one, show this as a midpoint and a \pm tolerance). Each ID and CS combination is identified by a three-digit "dash number" as shown below.



Code	Cross-section Size	
	Millimeters	Inches
-0XX	1.78*	0.070*
-1XX	2.62	0.103
-2XX	3.53	0.139
-3XX	5.33	0.210
-4XX	6.99	0.275
-9XX	varies	

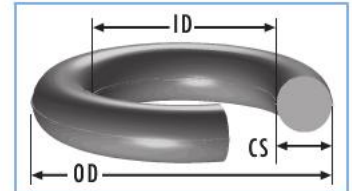
*Except for -001, -002 and -003 sizes

Semiconductor Compounds	
Number	Description
486	White compound for general plasma applications
487	Black compound for high temperature applications
488	White compound for high temperature applications
489	Clear compound for plasma and wet applications
495	Black compound for wet applications

www.docin.com

AS568 Dimensions

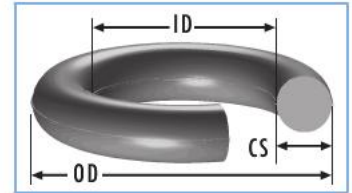
SAE AS568 is published by the aerospace portion of the Society of Automotive Engineers. Its actual title is **Aerospace Size Standard for O-Rings**, although its use is much more widespread than just the aerospace industry. SAE AS568 is the most commonly used standard in the US for aerospace, automotive and general industrial applications.



AS568 SIZE	Nominal (ref., inches)		Measurements in inches				Measurements in millimeters				AS568 SIZE
	ID	CS	ID	±	CS	±	ID	±	CS	±	
-001	1/32	1/32	0.029	0.004	0.040	0.003	0.74	0.10	1.02	0.08	-001
-002	3/64	3/64	0.042	0.004	0.050	0.003	1.07	0.10	1.27	0.08	-002
-003	1/16	1/16	0.056	0.004	0.060	0.003	1.42	0.10	1.52	0.08	-003
-004	5/64	1/16	0.070	0.005	0.070	0.003	1.78	0.13	1.78	0.08	-004
-005	3/32	1/16	0.101	0.005	0.070	0.003	2.57	0.13	1.78	0.08	-005
-006	1/8	1/16	0.114	0.005	0.070	0.003	2.90	0.13	1.78	0.08	-006
-007	5/32	1/16	0.145	0.005	0.070	0.003	3.68	0.13	1.78	0.08	-007
-008	3/16	1/16	0.176	0.005	0.070	0.003	4.47	0.13	1.78	0.08	-008
-009	7/32	1/16	0.208	0.005	0.070	0.003	5.28	0.13	1.78	0.08	-009
-010	1/4	1/16	0.239	0.005	0.070	0.003	6.07	0.13	1.78	0.08	-010
-011	5/16	1/16	0.301	0.005	0.070	0.003	7.65	0.13	1.78	0.08	-011
-012	3/8	1/16	0.364	0.005	0.070	0.003	9.25	0.13	1.78	0.08	-012
-013	7/16	1/16	0.426	0.005	0.070	0.003	10.82	0.13	1.78	0.08	-013
-014	1/2	1/16	0.489	0.005	0.070	0.003	12.42	0.13	1.78	0.08	-014
-015	9/16	1/16	0.551	0.007	0.070	0.003	14.00	0.18	1.78	0.08	-015
-016	5/8	1/16	0.614	0.009	0.070	0.003	15.60	0.23	1.78	0.08	-016
-017	11/16	1/16	0.676	0.009	0.070	0.003	17.17	0.23	1.78	0.08	-017
-018	3/4	1/16	0.739	0.009	0.070	0.003	18.77	0.23	1.78	0.08	-018
-019	13/16	1/16	0.801	0.009	0.070	0.003	20.35	0.23	1.78	0.08	-019
-020	7/8	1/16	0.864	0.009	0.070	0.003	21.95	0.23	1.78	0.08	-020
-021	15/16	1/16	0.926	0.009	0.070	0.003	23.52	0.23	1.78	0.08	-021
-022	1	1/16	0.989	0.010	0.070	0.003	25.12	0.25	1.78	0.08	-022
-023	1 1/16	1/16	1.051	0.010	0.070	0.003	26.70	0.25	1.78	0.08	-023
-024	1 1/8	1/16	1.114	0.010	0.070	0.003	28.30	0.25	1.78	0.08	-024
-025	1 3/16	1/16	1.176	0.011	0.070	0.003	29.87	0.28	1.78	0.08	-025
-026	1 1/4	1/16	1.239	0.011	0.070	0.003	31.47	0.28	1.78	0.08	-026
-027	1 5/16	1/16	1.301	0.011	0.070	0.003	33.05	0.28	1.78	0.08	-027
-028	1 3/8	1/16	1.364	0.013	0.070	0.003	34.65	0.33	1.78	0.08	-028
-029	1 1/2	1/16	1.489	0.013	0.070	0.003	37.82	0.33	1.78	0.08	-029

AS568 Dimensions

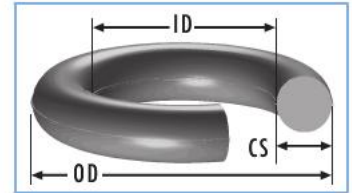
SAE AS568 is published by the aerospace portion of the Society of Automotive Engineers. Its actual title is **Aerospace Size Standard for O-Rings**, although its use is much more widespread than just the aerospace industry. SAE AS568 is the most commonly used standard in the US for aerospace, automotive and general industrial applications.



AS568 SIZE	Nominal (ref., inches)		Measurements in inches				Measurements in millimeters				AS568 SIZE
	ID	CS	ID	±	CS	±	ID	±	CS	±	
-030	1 5/8	1/16	1.614	0.013	0.070	0.003	41.00	0.33	1.78	0.08	-030
-031	1 3/4	1/16	1.739	0.015	0.070	0.003	44.17	0.38	1.78	0.08	-031
-032	1 7/8	1/16	1.864	0.015	0.070	0.003	47.35	0.38	1.78	0.08	-032
-033	2	1/16	1.989	0.018	0.070	0.003	50.52	0.46	1.78	0.08	-033
-034	2 1/8	1/16	2.114	0.018	0.070	0.003	53.70	0.46	1.78	0.08	-034
-035	2 1/4	1/16	2.239	0.018	0.070	0.003	56.87	0.46	1.78	0.08	-035
-036	2 3/8	1/16	2.364	0.018	0.070	0.003	60.05	0.46	1.78	0.08	-036
-037	2 1/2	1/16	2.489	0.018	0.070	0.003	63.22	0.46	1.78	0.08	-037
-038	2 5/8	1/16	2.614	0.020	0.070	0.003	66.40	0.51	1.78	0.08	-038
-039	2 3/4	1/16	2.739	0.020	0.070	0.003	69.57	0.51	1.78	0.08	-039
-040	2 7/8	1/16	2.864	0.020	0.070	0.003	72.75	0.51	1.78	0.08	-040
-041	3	1/16	2.989	0.024	0.070	0.003	75.92	0.61	1.78	0.08	-041
-042	3 1/4	1/16	3.239	0.024	0.070	0.003	82.27	0.61	1.78	0.08	-042
-043	3 1/2	1/16	3.489	0.024	0.070	0.003	88.62	0.61	1.78	0.08	-043
-044	3 3/4	1/16	3.739	0.027	0.070	0.003	94.97	0.69	1.78	0.08	-044
-045	4	1/16	3.989	0.027	0.070	0.003	101.32	0.69	1.78	0.08	-045
-046	4 1/4	1/16	4.239	0.030	0.070	0.003	107.67	0.76	1.78	0.08	-046
-047	4 1/2	1/16	4.489	0.030	0.070	0.003	114.02	0.76	1.78	0.08	-047
-048	4 3/4	1/16	4.739	0.030	0.070	0.003	120.37	0.76	1.78	0.08	-048
-049	5	1/16	4.989	0.037	0.070	0.003	126.72	0.94	1.78	0.08	-049
-050	5 1/4	1/16	5.239	0.037	0.070	0.003	133.07	0.94	1.78	0.08	-050
-102	1/16	3/32	0.049	0.005	0.103	0.003	1.24	0.13	2.62	0.08	-102
-103	3/32	3/32	0.081	0.005	0.103	0.003	2.06	0.13	2.62	0.08	-103
-104	1/8	3/32	0.112	0.005	0.103	0.003	2.84	0.13	2.62	0.08	-104
-105	5/32	3/32	0.143	0.005	0.103	0.003	3.63	0.13	2.62	0.08	-105
-106	3/16	3/32	0.174	0.005	0.103	0.003	4.42	0.13	2.62	0.08	-106
-107	7/32	3/32	0.206	0.005	0.103	0.003	5.23	0.13	2.62	0.08	-107
-108	1/4	3/32	0.237	0.005	0.103	0.003	6.02	0.13	2.62	0.08	-108
-109	5/16	3/32	0.299	0.005	0.103	0.003	7.59	0.13	2.62	0.08	-109

AS568 Dimensions

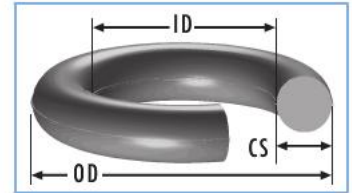
SAE AS568 is published by the aerospace portion of the Society of Automotive Engineers. Its actual title is **Aerospace Size Standard for O-Rings**, although its use is much more widespread than just the aerospace industry. SAE AS568 is the most commonly used standard in the US for aerospace, automotive and general industrial applications.



AS568 SIZE	Nominal (ref., inches)		Measurements in inches				Measurements in millimeters				AS568 SIZE
	ID	CS	ID	±	CS	±	ID	±	CS	±	
-110	3/8	3/32	0.362	0.005	0.103	0.003	9.19	0.13	2.62	0.08	-110
-111	7/16	3/32	0.424	0.005	0.103	0.003	10.77	0.13	2.62	0.08	-111
-112	1/2	3/32	0.487	0.005	0.103	0.003	12.37	0.13	2.62	0.08	-112
-113	9/16	3/32	0.549	0.007	0.103	0.003	13.94	0.18	2.62	0.08	-113
-114	5/8	3/32	0.612	0.009	0.103	0.003	15.54	0.23	2.62	0.08	-114
-115	11/16	3/32	0.674	0.009	0.103	0.003	17.12	0.23	2.62	0.08	-115
-116	3/4	3/32	0.737	0.009	0.103	0.003	18.72	0.23	2.62	0.08	-116
-117	13/16	3/32	0.799	0.010	0.103	0.003	20.29	0.25	2.62	0.08	-117
-118	7/8	3/32	0.862	0.010	0.103	0.003	21.89	0.25	2.62	0.08	-118
-119	15/16	3/32	0.924	0.010	0.103	0.003	23.47	0.25	2.62	0.08	-119
-120	1	3/32	0.987	0.010	0.103	0.003	25.07	0.25	2.62	0.08	-120
-121	1 1/16	3/32	1.049	0.010	0.103	0.003	26.64	0.25	2.62	0.08	-121
-122	1 1/8	3/32	1.112	0.010	0.103	0.003	28.24	0.25	2.62	0.08	-122
-123	1 3/16	3/32	1.174	0.012	0.103	0.003	29.82	0.30	2.62	0.08	-123
-124	1 1/4	3/32	1.237	0.012	0.103	0.003	31.42	0.30	2.62	0.08	-124
-125	1 5/16	3/32	1.299	0.012	0.103	0.003	32.99	0.30	2.62	0.08	-125
-126	1 3/8	3/32	1.362	0.012	0.103	0.003	34.59	0.30	2.62	0.08	-126
-127	1 7/16	3/32	1.424	0.012	0.103	0.003	36.17	0.30	2.62	0.08	-127
-128	1 1/2	3/32	1.487	0.012	0.103	0.003	37.77	0.30	2.62	0.08	-128
-129	1 9/16	3/32	1.549	0.015	0.103	0.003	39.34	0.38	2.62	0.08	-129
-130	1 5/8	3/32	1.612	0.015	0.103	0.003	40.94	0.38	2.62	0.08	-130
-131	1 11/16	3/32	1.674	0.015	0.103	0.003	42.52	0.38	2.62	0.08	-131
-132	1 3/4	3/32	1.737	0.015	0.103	0.003	44.12	0.38	2.62	0.08	-132
-133	1 13/16	3/32	1.799	0.015	0.103	0.003	45.69	0.38	2.62	0.08	-133
-134	1 7/8	3/32	1.862	0.015	0.103	0.003	47.29	0.38	2.62	0.08	-134
-135	1 15/16	3/32	1.925	0.017	0.103	0.003	48.90	0.43	2.62	0.08	-135
-136	2	3/32	1.987	0.017	0.103	0.003	50.47	0.43	2.62	0.08	-136
-137	2 1/16	3/32	2.050	0.017	0.103	0.003	52.07	0.43	2.62	0.08	-137
-138	2 1/8	3/32	2.112	0.017	0.103	0.003	53.64	0.43	2.62	0.08	-138

AS568 Dimensions

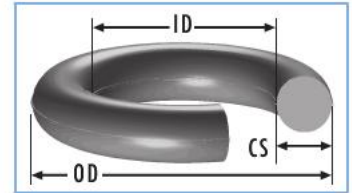
SAE AS568 is published by the aerospace portion of the Society of Automotive Engineers. Its actual title is **Aerospace Size Standard for O-Rings**, although its use is much more widespread than just the aerospace industry. SAE AS568 is the most commonly used standard in the US for aerospace, automotive and general industrial applications.



AS568 SIZE	Nominal (ref., inches)		Measurements in inches				Measurements in millimeters				AS568 SIZE
	ID	CS	ID	±	CS	±	ID	±	CS	±	
-139	2 3/16	3/32	2.175	0.017	0.103	0.003	55.25	0.43	2.62	0.08	-139
-140	2 1/4	3/32	2.237	0.017	0.103	0.003	56.82	0.43	2.62	0.08	-140
-141	2 5/16	3/32	2.300	0.020	0.103	0.003	58.42	0.51	2.62	0.08	-141
-142	2 3/8	3/32	2.362	0.020	0.103	0.003	59.99	0.51	2.62	0.08	-142
-143	2 7/16	3/32	2.425	0.020	0.103	0.003	61.60	0.51	2.62	0.08	-143
-144	2 1/2	3/32	2.487	0.020	0.103	0.003	63.17	0.51	2.62	0.08	-144
-145	2 9/16	3/32	2.550	0.020	0.103	0.003	64.77	0.51	2.62	0.08	-145
-146	2 5/8	3/32	2.612	0.020	0.103	0.003	66.34	0.51	2.62	0.08	-146
-147	2 11/16	3/32	2.675	0.022	0.103	0.003	67.95	0.56	2.62	0.08	-147
-148	2 3/4	3/32	2.737	0.022	0.103	0.003	69.52	0.56	2.62	0.08	-148
-149	2 13/16	3/32	2.800	0.022	0.103	0.003	71.12	0.56	2.62	0.08	-149
-150	2 7/8	3/32	2.862	0.022	0.103	0.003	72.69	0.56	2.62	0.08	-150
-151	3	3/32	2.987	0.024	0.103	0.003	75.87	0.61	2.62	0.08	-151
-152	3 1/4	3/32	3.237	0.024	0.103	0.003	82.22	0.61	2.62	0.08	-152
-153	3 1/2	3/32	3.487	0.024	0.103	0.003	88.57	0.61	2.62	0.08	-153
-154	3 3/4	3/32	3.737	0.028	0.103	0.003	94.92	0.71	2.62	0.08	-154
-155	4	3/32	3.987	0.028	0.103	0.003	101.27	0.71	2.62	0.08	-155
-156	4 1/4	3/32	4.237	0.030	0.103	0.003	107.62	0.76	2.62	0.08	-156
-157	4 1/2	3/32	4.487	0.030	0.103	0.003	113.97	0.76	2.62	0.08	-157
-158	4 3/4	3/32	4.737	0.030	0.103	0.003	120.32	0.76	2.62	0.08	-158
-159	5	3/32	4.987	0.035	0.103	0.003	126.67	0.89	2.62	0.08	-159
-160	5 1/4	3/32	5.237	0.035	0.103	0.003	133.02	0.89	2.62	0.08	-160
-161	5 1/2	3/32	5.487	0.035	0.103	0.003	139.37	0.89	2.62	0.08	-161
-162	5 3/4	3/32	5.737	0.035	0.103	0.003	145.72	0.89	2.62	0.08	-162
-163	6	3/32	5.987	0.035	0.103	0.003	152.07	0.89	2.62	0.08	-163
-164	6 1/4	3/32	6.237	0.040	0.103	0.003	158.42	1.02	2.62	0.08	-164
-165	6 1/2	3/32	6.487	0.040	0.103	0.003	164.77	1.02	2.62	0.08	-165
-166	6 3/4	3/32	6.737	0.040	0.103	0.003	171.12	1.02	2.62	0.08	-166
-167	7	3/32	6.987	0.040	0.103	0.003	177.47	1.02	2.62	0.08	-167

AS568 Dimensions

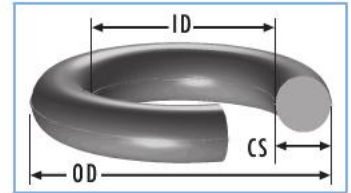
SAE AS568 is published by the aerospace portion of the Society of Automotive Engineers. Its actual title is **Aerospace Size Standard for O-Rings**, although its use is much more widespread than just the aerospace industry. SAE AS568 is the most commonly used standard in the US for aerospace, automotive and general industrial applications.



AS568 SIZE	Nominal (ref., inches)		Measurements in inches				Measurements in millimeters				AS568 SIZE
	ID	CS	ID	±	CS	±	ID	±	CS	±	
-168	7 1/4	3/32	7.237	0.045	0.103	0.003	183.82	1.14	2.62	0.08	-168
-169	7 1/2	3/32	7.487	0.045	0.103	0.003	190.17	1.14	2.62	0.08	-169
-170	7 3/4	3/32	7.737	0.045	0.103	0.003	196.52	1.14	2.62	0.08	-170
-171	8	3/32	7.987	0.045	0.103	0.003	202.87	1.14	2.62	0.08	-171
-172	8 1/4	3/32	8.237	0.050	0.103	0.003	209.22	1.27	2.62	0.08	-172
-173	8 1/2	3/32	8.487	0.050	0.103	0.003	215.57	1.27	2.62	0.08	-173
-174	8 3/4	3/32	8.737	0.050	0.103	0.003	221.92	1.27	2.62	0.08	-174
-175	9	3/32	8.987	0.050	0.103	0.003	228.27	1.27	2.62	0.08	-175
-176	9 1/4	3/32	9.237	0.055	0.103	0.003	234.62	1.40	2.62	0.08	-176
-177	9 1/2	3/32	9.487	0.055	0.103	0.003	240.97	1.40	2.62	0.08	-177
-178	9 3/4	3/32	9.737	0.055	0.103	0.003	247.32	1.40	2.62	0.08	-178
-201	3/16	1/8	0.171	0.005	0.139	0.004	4.34	0.13	3.53	0.10	-201
-202	1/4	1/8	0.234	0.005	0.139	0.004	5.94	0.13	3.53	0.10	-202
-203	5/16	1/8	0.296	0.005	0.139	0.004	7.52	0.13	3.53	0.10	-203
-204	3/8	1/8	0.359	0.005	0.139	0.004	9.12	0.13	3.53	0.10	-204
-205	7/16	1/8	0.421	0.005	0.139	0.004	10.69	0.13	3.53	0.10	-205
-206	1/2	1/8	0.484	0.005	0.139	0.004	12.29	0.13	3.53	0.10	-206
-207	9/16	1/8	0.546	0.007	0.139	0.004	13.87	0.18	3.53	0.10	-207
-208	5/8	1/8	0.609	0.009	0.139	0.004	15.47	0.23	3.53	0.10	-208
-209	11/16	1/8	0.671	0.009	0.139	0.004	17.04	0.23	3.53	0.10	-209
-210	3/4	1/8	0.734	0.010	0.139	0.004	18.64	0.25	3.53	0.10	-210
-211	13/16	1/8	0.796	0.010	0.139	0.004	20.22	0.25	3.53	0.10	-211
-212	7/8	1/8	0.859	0.010	0.139	0.004	21.82	0.25	3.53	0.10	-212
-213	15/16	1/8	0.921	0.010	0.139	0.004	23.39	0.25	3.53	0.10	-213
-214	1	1/8	0.984	0.010	0.139	0.004	24.99	0.25	3.53	0.10	-214
-215	1 1/16	1/8	1.046	0.010	0.139	0.004	26.57	0.25	3.53	0.10	-215
-216	1 1/8	1/8	1.109	0.012	0.139	0.004	28.17	0.30	3.53	0.10	-216
-217	1 3/16	1/8	1.171	0.012	0.139	0.004	29.74	0.30	3.53	0.10	-217
-218	1 1/4	1/8	1.234	0.012	0.139	0.004	31.34	0.30	3.53	0.10	-218

AS568 Dimensions

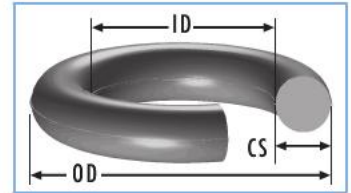
SAE AS568 is published by the aerospace portion of the Society of Automotive Engineers. Its actual title is **Aerospace Size Standard for O-Rings**, although its use is much more widespread than just the aerospace industry. SAE AS568 is the most commonly used standard in the US for aerospace, automotive and general industrial applications.



AS568 SIZE	Nominal (ref., inches)		Measurements in inches				Measurements in millimeters				AS568 SIZE
	ID	CS	ID	±	CS	±	ID	±	CS	±	
-219	1 5/16	1/8	1.296	0.012	0.139	0.004	32.92	0.30	3.53	0.10	-219
-220	1 3/8	1/8	1.359	0.012	0.139	0.004	34.52	0.30	3.53	0.10	-220
-221	1 7/16	1/8	1.421	0.012	0.139	0.004	36.09	0.30	3.53	0.10	-221
-222	1 1/2	1/8	1.484	0.015	0.139	0.004	37.69	0.38	3.53	0.10	-222
-223	1 5/8	1/8	1.609	0.015	0.139	0.004	40.87	0.38	3.53	0.10	-223
-224	1 3/4	1/8	1.734	0.015	0.139	0.004	44.04	0.38	3.53	0.10	-224
-225	1 7/8	1/8	1.859	0.018	0.139	0.004	47.22	0.46	3.53	0.10	-225
-226	2	1/8	1.984	0.018	0.139	0.004	50.39	0.46	3.53	0.10	-226
-227	2 1/8	1/8	2.109	0.018	0.139	0.004	53.57	0.46	3.53	0.10	-227
-228	2 1/4	1/8	2.234	0.020	0.139	0.004	56.74	0.51	3.53	0.10	-228
-229	2 3/8	1/8	2.359	0.020	0.139	0.004	59.92	0.51	3.53	0.10	-229
-230	2 1/2	1/8	2.484	0.020	0.139	0.004	63.09	0.51	3.53	0.10	-230
-231	2 5/8	1/8	2.609	0.020	0.139	0.004	66.27	0.51	3.53	0.10	-231
-232	2 3/4	1/8	2.734	0.024	0.139	0.004	69.44	0.61	3.53	0.10	-232
-233	2 7/8	1/8	2.859	0.024	0.139	0.004	72.62	0.61	3.53	0.10	-233
-234	3	1/8	2.984	0.024	0.139	0.004	75.79	0.61	3.53	0.10	-234
-235	3 1/8	1/8	3.109	0.024	0.139	0.004	78.97	0.61	3.53	0.10	-235
-236	3 1/4	1/8	3.234	0.024	0.139	0.004	82.14	0.61	3.53	0.10	-236
-237	3 3/8	1/8	3.359	0.024	0.139	0.004	85.32	0.61	3.53	0.10	-237
-238	3 1/2	1/8	3.484	0.024	0.139	0.004	88.49	0.61	3.53	0.10	-238
-239	3 5/8	1/8	3.609	0.028	0.139	0.004	91.67	0.71	3.53	0.10	-239
-240	3 3/4	1/8	3.734	0.028	0.139	0.004	94.84	0.71	3.53	0.10	-240
-241	3 7/8	1/8	3.859	0.028	0.139	0.004	98.02	0.71	3.53	0.10	-241
-242	4	1/8	3.984	0.028	0.139	0.004	101.19	0.71	3.53	0.10	-242
-243	4 1/8	1/8	4.109	0.028	0.139	0.004	104.37	0.71	3.53	0.10	-243
-244	4 1/4	1/8	4.234	0.030	0.139	0.004	107.54	0.76	3.53	0.10	-244
-245	4 3/8	1/8	4.359	0.030	0.139	0.004	110.72	0.76	3.53	0.10	-245
-246	4 1/2	1/8	4.484	0.030	0.139	0.004	113.89	0.76	3.53	0.10	-246
-247	4 5/8	1/8	4.609	0.030	0.139	0.004	117.07	0.76	3.53	0.10	-247

AS568 Dimensions

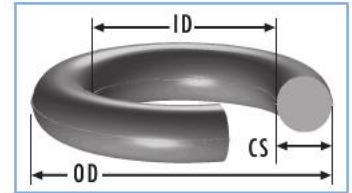
SAE AS568 is published by the aerospace portion of the Society of Automotive Engineers. Its actual title is **Aerospace Size Standard for O-Rings**, although its use is much more widespread than just the aerospace industry. SAE AS568 is the most commonly used standard in the US for aerospace, automotive and general industrial applications.



AS568 SIZE	Nominal (ref., inches)		Measurements in inches				Measurements in millimeters				AS568 SIZE
	ID	CS	ID	±	CS	±	ID	±	CS	±	
-248	4 3/4	1/8	4.734	0.030	0.139	0.004	120.24	0.76	3.53	0.10	-248
-249	4 7/8	1/8	4.859	0.035	0.139	0.004	123.42	0.89	3.53	0.10	-249
-250	5	1/8	4.984	0.035	0.139	0.004	126.59	0.89	3.53	0.10	-250
-251	5 1/8	1/8	5.109	0.035	0.139	0.004	129.77	0.89	3.53	0.10	-251
-252	5 1/4	1/8	5.234	0.035	0.139	0.004	132.94	0.89	3.53	0.10	-252
-253	5 3/8	1/8	5.359	0.035	0.139	0.004	136.12	0.89	3.53	0.10	-253
-254	5 1/2	1/8	5.484	0.035	0.139	0.004	139.29	0.89	3.53	0.10	-254
-255	5 5/8	1/8	5.609	0.035	0.139	0.004	142.47	0.89	3.53	0.10	-255
-256	5 3/4	1/8	5.734	0.035	0.139	0.004	145.64	0.89	3.53	0.10	-256
-257	5 7/8	1/8	5.859	0.035	0.139	0.004	148.82	0.89	3.53	0.10	-257
-258	6	1/8	5.984	0.035	0.139	0.004	151.99	0.89	3.53	0.10	-258
-259	6 1/4	1/8	6.234	0.040	0.139	0.004	158.34	1.02	3.53	0.10	-259
-260	6 1/2	1/8	6.484	0.040	0.139	0.004	164.69	1.02	3.53	0.10	-260
-261	6 3/4	1/8	6.734	0.040	0.139	0.004	171.04	1.02	3.53	0.10	-261
-262	7	1/8	6.984	0.040	0.139	0.004	177.39	1.02	3.53	0.10	-262
-263	7 1/4	1/8	7.234	0.045	0.139	0.004	183.74	1.14	3.53	0.10	-263
-264	7 1/2	1/8	7.484	0.045	0.139	0.004	190.09	1.14	3.53	0.10	-264
-265	7 3/4	1/8	7.734	0.045	0.139	0.004	196.44	1.14	3.53	0.10	-265
-266	8	1/8	7.984	0.045	0.139	0.004	202.79	1.14	3.53	0.10	-266
-267	8 1/4	1/8	8.234	0.050	0.139	0.004	209.14	1.27	3.53	0.10	-267
-268	8 1/2	1/8	8.484	0.050	0.139	0.004	215.49	1.27	3.53	0.10	-268
-269	8 3/4	1/8	8.734	0.050	0.139	0.004	221.84	1.27	3.53	0.10	-269
-270	9	1/8	8.984	0.050	0.139	0.004	228.19	1.27	3.53	0.10	-270
-271	9 1/4	1/8	9.234	0.055	0.139	0.004	234.54	1.40	3.53	0.10	-271
-272	9 1/2	1/8	9.484	0.055	0.139	0.004	240.89	1.40	3.53	0.10	-272
-273	9 3/4	1/8	9.734	0.055	0.139	0.004	247.24	1.40	3.53	0.10	-273
-274	10	1/8	9.984	0.055	0.139	0.004	253.59	1.40	3.53	0.10	-274
-275	10 1/2	1/8	10.484	0.055	0.139	0.004	266.29	1.40	3.53	0.10	-275
-276	11	1/8	10.984	0.065	0.139	0.004	278.99	1.65	3.53	0.10	-276

AS568 Dimensions

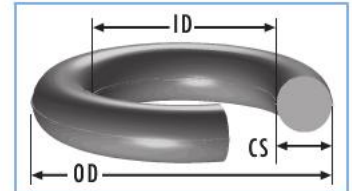
SAE AS568 is published by the aerospace portion of the Society of Automotive Engineers. Its actual title is **Aerospace Size Standard for O-Rings**, although its use is much more widespread than just the aerospace industry. SAE AS568 is the most commonly used standard in the US for aerospace, automotive and general industrial applications.



AS568 SIZE	Nominal (ref., inches)		Measurements in inches				Measurements in millimeters				AS568 SIZE
	ID	CS	ID	±	CS	±	ID	±	CS	±	
-277	11 1/2	1/8	11.484	0.065	0.139	0.004	291.69	1.65	3.53	0.10	-277
-278	12	1/8	11.984	0.065	0.139	0.004	304.39	1.65	3.53	0.10	-278
-279	13	1/8	12.984	0.065	0.139	0.004	329.79	1.65	3.53	0.10	-279
-280	14	1/8	13.984	0.065	0.139	0.004	355.19	1.65	3.53	0.10	-280
-281	15	1/8	14.984	0.065	0.139	0.004	380.59	1.65	3.53	0.10	-281
-282	16	1/8	15.955	0.075	0.139	0.004	405.26	1.91	3.53	0.10	-282
-283	17	1/8	16.955	0.080	0.139	0.004	430.66	2.03	3.53	0.10	-283
-284	18	1/8	17.955	0.085	0.139	0.004	456.06	2.16	3.53	0.10	-284
-309	7/16	3/16	0.412	0.005	0.210	0.005	10.46	0.13	5.33	0.13	-309
-310	1/2	3/16	0.475	0.005	0.210	0.005	12.07	0.13	5.33	0.13	-310
-311	9/16	3/16	0.537	0.007	0.210	0.005	13.64	0.18	5.33	0.13	-311
-312	5/8	3/16	0.600	0.009	0.210	0.005	15.24	0.23	5.33	0.13	-312
-313	11/16	3/16	0.662	0.009	0.210	0.005	16.81	0.23	5.33	0.13	-313
-314	3/4	3/16	0.725	0.010	0.210	0.005	18.42	0.25	5.33	0.13	-314
-315	13/16	3/16	0.787	0.010	0.210	0.005	19.99	0.25	5.33	0.13	-315
-316	7/8	3/16	0.850	0.010	0.210	0.005	21.59	0.25	5.33	0.13	-316
-317	15/16	3/16	0.912	0.010	0.210	0.005	23.16	0.25	5.33	0.13	-317
-318	1	3/16	0.975	0.010	0.210	0.005	24.77	0.25	5.33	0.13	-318
-319	1 1/16	3/16	1.037	0.010	0.210	0.005	26.34	0.25	5.33	0.13	-319
-320	1 1/8	3/16	1.100	0.012	0.210	0.005	27.94	0.30	5.33	0.13	-320
-321	1 3/16	3/16	1.162	0.012	0.210	0.005	29.51	0.30	5.33	0.13	-321
-322	1 1/4	3/16	1.225	0.012	0.210	0.005	31.12	0.30	5.33	0.13	-322
-323	1 5/16	3/16	1.287	0.012	0.210	0.005	32.69	0.30	5.33	0.13	-323
-324	1 3/8	3/16	1.350	0.012	0.210	0.005	34.29	0.30	5.33	0.13	-324
-325	1 1/2	3/16	1.475	0.015	0.210	0.005	37.47	0.38	5.33	0.13	-325
-326	1 5/8	3/16	1.600	0.015	0.210	0.005	40.64	0.38	5.33	0.13	-326
-327	1 3/4	3/16	1.725	0.015	0.210	0.005	43.82	0.38	5.33	0.13	-327
-328	1 7/8	3/16	1.850	0.015	0.210	0.005	46.99	0.38	5.33	0.13	-328
-329	2	3/16	1.975	0.018	0.210	0.005	50.17	0.46	5.33	0.13	-329

AS568 Dimensions

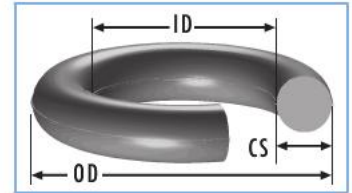
SAE AS568 is published by the aerospace portion of the Society of Automotive Engineers. Its actual title is **Aerospace Size Standard for O-Rings**, although its use is much more widespread than just the aerospace industry. SAE AS568 is the most commonly used standard in the US for aerospace, automotive and general industrial applications.



AS568 SIZE	Nominal (ref., inches)		Measurements in inches				Measurements in millimeters				AS568 SIZE
	ID	CS	ID	±	CS	±	ID	±	CS	±	
-330	2 1/8	3/16	2.100	0.018	0.210	0.005	53.34	0.46	5.33	0.13	-330
-331	2 1/4	3/16	2.225	0.018	0.210	0.005	56.52	0.46	5.33	0.13	-331
-332	2 3/8	3/16	2.350	0.018	0.210	0.005	59.69	0.46	5.33	0.13	-332
-333	2 1/2	3/16	2.475	0.020	0.210	0.005	62.87	0.51	5.33	0.13	-333
-334	2 5/8	3/16	2.600	0.020	0.210	0.005	66.04	0.51	5.33	0.13	-334
-335	2 3/4	3/16	2.725	0.020	0.210	0.005	69.22	0.51	5.33	0.13	-335
-336	2 7/8	3/16	2.850	0.020	0.210	0.005	72.39	0.51	5.33	0.13	-336
-337	3	3/16	2.975	0.024	0.210	0.005	75.57	0.61	5.33	0.13	-337
-338	3 1/8	3/16	3.100	0.024	0.210	0.005	78.74	0.61	5.33	0.13	-338
-339	3 1/4	3/16	3.225	0.024	0.210	0.005	81.92	0.61	5.33	0.13	-339
-340	3 3/8	3/16	3.350	0.024	0.210	0.005	85.09	0.61	5.33	0.13	-340
-341	3 1/2	3/16	3.475	0.024	0.210	0.005	88.27	0.61	5.33	0.13	-341
-342	3 5/8	3/16	3.600	0.028	0.210	0.005	91.44	0.71	5.33	0.13	-342
-343	3 3/4	3/16	3.725	0.028	0.210	0.005	94.62	0.71	5.33	0.13	-343
-344	3 7/8	3/16	3.850	0.028	0.210	0.005	97.79	0.71	5.33	0.13	-344
-345	4	3/16	3.975	0.028	0.210	0.005	100.97	0.71	5.33	0.13	-345
-346	4 1/8	3/16	4.100	0.028	0.210	0.005	104.14	0.71	5.33	0.13	-346
-347	4 1/4	3/16	4.225	0.030	0.210	0.005	107.32	0.76	5.33	0.13	-347
-348	4 3/8	3/16	4.350	0.030	0.210	0.005	110.49	0.76	5.33	0.13	-348
-349	4 1/2	3/16	4.475	0.030	0.210	0.005	113.67	0.76	5.33	0.13	-349
-350	4 5/8	3/16	4.600	0.030	0.210	0.005	116.84	0.76	5.33	0.13	-350
-351	4 3/4	3/16	4.725	0.030	0.210	0.005	120.02	0.76	5.33	0.13	-351
-352	4 7/8	3/16	4.850	0.030	0.210	0.005	123.19	0.76	5.33	0.13	-352
-353	5	3/16	4.975	0.037	0.210	0.005	126.37	0.94	5.33	0.13	-353
-354	5 1/8	3/16	5.100	0.037	0.210	0.005	129.54	0.94	5.33	0.13	-354
-355	5 1/4	3/16	5.225	0.037	0.210	0.005	132.72	0.94	5.33	0.13	-355
-356	5 3/8	3/16	5.350	0.037	0.210	0.005	135.89	0.94	5.33	0.13	-356
-357	5 1/2	3/16	5.475	0.037	0.210	0.005	139.07	0.94	5.33	0.13	-357
-358	5 5/8	3/16	5.600	0.037	0.210	0.005	142.24	0.94	5.33	0.13	-358

AS568 Dimensions

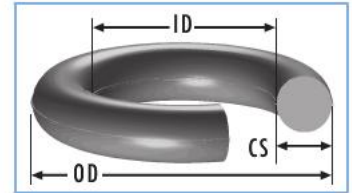
SAE AS568 is published by the aerospace portion of the Society of Automotive Engineers. Its actual title is **Aerospace Size Standard for O-Rings**, although its use is much more widespread than just the aerospace industry. SAE AS568 is the most commonly used standard in the US for aerospace, automotive and general industrial applications.



AS568 SIZE	Nominal (ref., inches)		Measurements in inches				Measurements in millimeters				AS568 SIZE
	ID	CS	ID	±	CS	±	ID	±	CS	±	
-359	5 3/4	3/16	5.725	0.037	0.210	0.005	145.42	0.94	5.33	0.13	-359
-360	5 7/8	3/16	5.850	0.037	0.210	0.005	148.59	0.94	5.33	0.13	-360
-361	6	3/16	5.975	0.037	0.210	0.005	151.77	0.94	5.33	0.13	-361
-362	6 1/4	3/16	6.225	0.040	0.210	0.005	158.12	1.02	5.33	0.13	-362
-363	6 1/2	3/16	6.475	0.040	0.210	0.005	164.47	1.02	5.33	0.13	-363
-364	6 3/4	3/16	6.725	0.040	0.210	0.005	170.82	1.02	5.33	0.13	-364
-365	7	3/16	6.975	0.040	0.210	0.005	177.17	1.02	5.33	0.13	-365
-366	7 1/4	3/16	7.225	0.045	0.210	0.005	183.52	1.14	5.33	0.13	-366
-367	7 1/2	3/16	7.475	0.045	0.210	0.005	189.87	1.14	5.33	0.13	-367
-368	7 3/4	3/16	7.725	0.045	0.210	0.005	196.22	1.14	5.33	0.13	-368
-369	8	3/16	7.975	0.045	0.210	0.005	202.57	1.14	5.33	0.13	-369
-370	8 1/4	3/16	8.225	0.050	0.210	0.005	208.92	1.27	5.33	0.13	-370
-371	8 1/2	3/16	8.475	0.050	0.210	0.005	215.27	1.27	5.33	0.13	-371
-372	8 3/4	3/16	8.725	0.050	0.210	0.005	221.62	1.27	5.33	0.13	-372
-373	9	3/16	8.975	0.050	0.210	0.005	227.97	1.27	5.33	0.13	-373
-374	9 1/4	3/16	9.225	0.055	0.210	0.005	234.32	1.40	5.33	0.13	-374
-375	9 1/2	3/16	9.475	0.055	0.210	0.005	240.67	1.40	5.33	0.13	-375
-376	9 3/4	3/16	9.725	0.055	0.210	0.005	247.02	1.40	5.33	0.13	-376
-377	10	3/16	9.975	0.055	0.210	0.005	253.37	1.40	5.33	0.13	-377
-378	10 1/2	3/16	10.475	0.060	0.210	0.005	266.07	1.52	5.33	0.13	-378
-379	11	3/16	10.975	0.060	0.210	0.005	278.77	1.52	5.33	0.13	-379
-380	11 1/2	3/16	11.475	0.065	0.210	0.005	291.47	1.65	5.33	0.13	-380
-381	12	3/16	11.975	0.065	0.210	0.005	304.17	1.65	5.33	0.13	-381
-382	13	3/16	12.975	0.065	0.210	0.005	329.57	1.65	5.33	0.13	-382
-383	14	3/16	13.975	0.070	0.210	0.005	354.97	1.78	5.33	0.13	-383
-384	15	3/16	14.975	0.070	0.210	0.005	380.37	1.78	5.33	0.13	-384
-385	16	3/16	15.955	0.075	0.210	0.005	405.26	1.91	5.33	0.13	-385
-386	17	3/16	16.955	0.080	0.210	0.005	430.66	2.03	5.33	0.13	-386
-387	18	3/16	17.955	0.085	0.210	0.005	456.06	2.16	5.33	0.13	-387

AS568 Dimensions

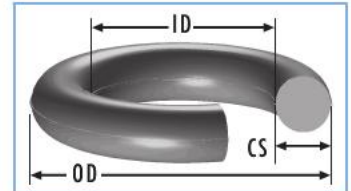
SAE AS568 is published by the aerospace portion of the Society of Automotive Engineers. Its actual title is **Aerospace Size Standard for O-Rings**, although its use is much more widespread than just the aerospace industry. SAE AS568 is the most commonly used standard in the US for aerospace, automotive and general industrial applications.



AS568 SIZE	Nominal (ref., inches)		Measurements in inches				Measurements in millimeters				AS568 SIZE
	ID	CS	ID	±	CS	±	ID	±	CS	±	
-388	19	3/16	18.955	0.090	0.210	0.005	481.45	2.29	5.33	0.13	-388
-389	20	3/16	19.955	0.095	0.210	0.005	506.85	2.41	5.33	0.13	-389
-390	21	3/16	20.955	0.095	0.210	0.005	532.25	2.41	5.33	0.13	-390
-391	22	3/16	21.955	0.100	0.210	0.005	557.65	2.54	5.33	0.13	-391
-392	23	3/16	22.940	0.105	0.210	0.005	582.68	2.67	5.33	0.13	-392
-393	24	3/16	23.940	0.110	0.210	0.005	608.08	2.79	5.33	0.13	-393
-394	25	3/16	24.940	0.115	0.210	0.005	633.48	2.92	5.33	0.13	-394
-395	26	3/16	25.940	0.120	0.210	0.005	658.88	3.05	5.33	0.13	-395
-425	4 1/2	1/4	4.475	0.033	0.275	0.006	113.67	0.84	6.99	0.15	-425
-426	4 5/8	1/4	4.600	0.033	0.275	0.006	116.84	0.84	6.99	0.15	-426
-427	4 3/4	1/4	4.725	0.033	0.275	0.006	120.02	0.84	6.99	0.15	-427
-428	4 7/8	1/4	4.850	0.033	0.275	0.006	123.19	0.84	6.99	0.15	-428
-429	5	1/4	4.975	0.037	0.275	0.006	126.37	0.94	6.99	0.15	-429
-430	5 1/8	1/4	5.100	0.037	0.275	0.006	129.54	0.94	6.99	0.15	-430
-431	5 1/4	1/4	5.225	0.037	0.275	0.006	132.72	0.94	6.99	0.15	-431
-432	5 3/8	1/4	5.350	0.037	0.275	0.006	135.89	0.94	6.99	0.15	-432
-433	5 1/2	1/4	5.475	0.037	0.275	0.006	139.07	0.94	6.99	0.15	-433
-434	5 5/8	1/4	5.600	0.037	0.275	0.006	142.24	0.94	6.99	0.15	-434
-435	5 3/4	1/4	5.725	0.037	0.275	0.006	145.42	0.94	6.99	0.15	-435
-436	5 7/8	1/4	5.850	0.037	0.275	0.006	148.59	0.94	6.99	0.15	-436
-437	6	1/4	5.975	0.037	0.275	0.006	151.77	0.94	6.99	0.15	-437
-438	6 1/4	1/4	6.225	0.040	0.275	0.006	158.12	1.02	6.99	0.15	-438
-439	6 1/2	1/4	6.475	0.040	0.275	0.006	164.47	1.02	6.99	0.15	-439
-440	6 3/4	1/4	6.725	0.040	0.275	0.006	170.82	1.02	6.99	0.15	-440
-441	7	1/4	6.975	0.040	0.275	0.006	177.17	1.02	6.99	0.15	-441
-442	7 1/4	1/4	7.225	0.045	0.275	0.006	183.52	1.14	6.99	0.15	-442
-443	7 1/2	1/4	7.475	0.045	0.275	0.006	189.87	1.14	6.99	0.15	-443
-444	7 3/4	1/4	7.725	0.045	0.275	0.006	196.22	1.14	6.99	0.15	-444
-445	8	1/4	7.975	0.045	0.275	0.006	202.57	1.14	6.99	0.15	-445

AS568 Dimensions

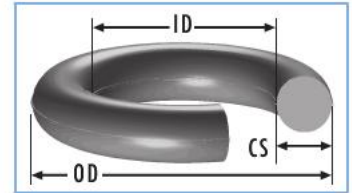
SAE AS568 is published by the aerospace portion of the Society of Automotive Engineers. Its actual title is **Aerospace Size Standard for O-Rings**, although its use is much more widespread than just the aerospace industry. SAE AS568 is the most commonly used standard in the US for aerospace, automotive and general industrial applications.



AS568 SIZE	Nominal (ref., inches)		Measurements in inches				Measurements in millimeters				AS568 SIZE
	ID	CS	ID	±	CS	±	ID	±	CS	±	
-446	8 1/2	1/4	8.475	0.055	0.275	0.006	215.27	1.40	6.99	0.15	-446
-447	9	1/4	8.975	0.055	0.275	0.006	227.97	1.40	6.99	0.15	-447
-448	9 1/2	1/4	9.475	0.055	0.275	0.006	240.67	1.40	6.99	0.15	-448
-449	10	1/4	9.975	0.055	0.275	0.006	253.37	1.40	6.99	0.15	-449
-450	10 1/2	1/4	10.475	0.060	0.275	0.006	266.07	1.52	6.99	0.15	-450
-451	11	1/4	10.975	0.060	0.275	0.006	278.77	1.52	6.99	0.15	-451
-452	11 1/2	1/4	11.475	0.060	0.275	0.006	291.47	1.52	6.99	0.15	-452
-453	12	1/4	11.975	0.060	0.275	0.006	304.17	1.52	6.99	0.15	-453
-454	12 1/2	1/4	12.475	0.060	0.275	0.006	316.87	1.52	6.99	0.15	-454
-455	13	1/4	12.975	0.060	0.275	0.006	329.57	1.52	6.99	0.15	-455
-456	13 1/2	1/4	13.475	0.070	0.275	0.006	342.27	1.78	6.99	0.15	-456
-457	14	1/4	13.975	0.070	0.275	0.006	354.97	1.78	6.99	0.15	-457
-458	14 1/2	1/4	14.475	0.070	0.275	0.006	367.67	1.78	6.99	0.15	-458
-459	15	1/4	14.975	0.070	0.275	0.006	380.37	1.78	6.99	0.15	-459
-460	15 1/2	1/4	15.475	0.070	0.275	0.006	393.07	1.78	6.99	0.15	-460
-461	16	1/4	15.955	0.075	0.275	0.006	405.26	1.91	6.99	0.15	-461
-462	16 1/2	1/4	16.455	0.075	0.275	0.006	417.96	1.91	6.99	0.15	-462
-463	17	1/4	16.955	0.080	0.275	0.006	430.66	2.03	6.99	0.15	-463
-464	17 1/2	1/4	17.455	0.085	0.275	0.006	443.36	2.16	6.99	0.15	-464
-465	18	1/4	17.955	0.085	0.275	0.006	456.06	2.16	6.99	0.15	-465
-466	18 1/2	1/4	18.455	0.085	0.275	0.006	468.76	2.16	6.99	0.15	-466
-467	19	1/4	18.955	0.090	0.275	0.006	481.46	2.29	6.99	0.15	-467
-468	19 1/2	1/4	19.455	0.090	0.275	0.006	494.16	2.29	6.99	0.15	-468
-469	20	1/4	19.955	0.095	0.275	0.006	506.86	2.41	6.99	0.15	-469
-470	21	1/4	20.955	0.095	0.275	0.006	532.26	2.41	6.99	0.15	-470
-471	22	1/4	21.955	0.100	0.275	0.006	557.66	2.54	6.99	0.15	-471
-472	23	1/4	22.940	0.105	0.275	0.006	582.68	2.67	6.99	0.15	-472
-473	24	1/4	23.940	0.110	0.275	0.006	608.08	2.79	6.99	0.15	-473
-474	25	1/4	24.940	0.115	0.275	0.006	633.48	2.92	6.99	0.15	-474

AS568 Dimensions

SAE AS568 is published by the aerospace portion of the Society of Automotive Engineers. Its actual title is **Aerospace Size Standard for O-Rings**, although its use is much more widespread than just the aerospace industry. SAE AS568 is the most commonly used standard in the US for aerospace, automotive and general industrial applications.



AS568 SIZE	Nominal (ref., inches)		Measurements in inches				Measurements in millimeters				AS568 SIZE
	ID	CS	ID	±	CS	±	ID	±	CS	±	
-475	26	1/4	25.940	0.120	0.275	0.006	658.88	3.05	6.99	0.15	-475
-901	3/32		0.185	0.005	0.056	0.003	4.70	0.13	1.42	0.08	-901
-902	1/8		0.239	0.005	0.064	0.003	6.07	0.13	1.63	0.08	-902
-903	3/16		0.301	0.005	0.064	0.003	7.65	0.13	1.63	0.08	-903
-904	1/4		0.351	0.005	0.072	0.003	8.92	0.13	1.83	0.08	-904
-905	5/16		0.414	0.005	0.072	0.003	10.52	0.13	1.83	0.08	-905
-906	3/8		0.468	0.005	0.078	0.003	11.89	0.13	1.98	0.08	-906
-907	7/16		0.530	0.007	0.082	0.003	13.46	0.18	2.08	0.08	-907
-908	1/2		0.644	0.009	0.087	0.003	16.36	0.23	2.21	0.08	-908
-909	9/16		0.706	0.009	0.097	0.003	17.93	0.23	2.46	0.08	-909
-910	5/8		0.755	0.009	0.097	0.003	19.18	0.23	2.46	0.08	-910
-911	11/16		0.863	0.009	0.116	0.004	21.92	0.23	2.95	0.10	-911
-912	3/4		0.924	0.009	0.116	0.004	23.47	0.23	2.95	0.10	-912
-913	13/16		0.986	0.010	0.116	0.004	25.04	0.25	2.95	0.10	-913
-914	7/8		1.047	0.010	0.116	0.004	26.59	0.25	2.95	0.10	-914
-916	1		1.171	0.010	0.116	0.004	29.74	0.25	2.95	0.10	-916
-918	1 1/8		1.355	0.012	0.116	0.004	34.42	0.30	2.95	0.10	-918
-920	1 1/4		1.475	0.014	0.118	0.004	37.47	0.36	3.00	0.10	-920
-924	1 1/2		1.720	0.014	0.118	0.004	43.69	0.36	3.00	0.10	-924
-928	1 3/4		2.090	0.018	0.118	0.004	53.09	0.46	3.00	0.10	-928
-932	2		2.337	0.018	0.118	0.004	59.36	0.46	3.00	0.10	-932

doc in
www.docin.com

Simrit–Americas
47690 East Anchor Court
Plymouth, MI 48170

Simrit–Europe
Freudenberg Simrit KG
D-69465 Weinheim, Germany

www.simrit.com
1-866-2SIMRIT

simrit[®]