




HAPPY LIFE, WITHIN REACH
A VARIETY OF METAL MATERIALS, TEXTURE
AND BEAUTIFUL BORDER



ULTRA-THIN BRACKET
Steel core bracket with a thickness of only 2 mm plus a galvanized protective layer that fits nearly perfectly against the wall



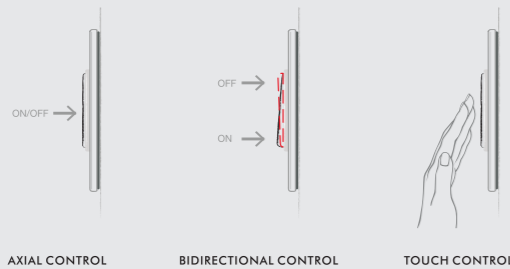
DAY/NIGHT SIGN
Standard/customized laser engraving function icons are available on the controller and on the specific LED backlight area on the button



PANEL
The curved panel design atmosphere, 6 precious materials, rich color combination and smooth and smooth shape to the symmetry and elegance of lighting equipment to the extreme.

AXIAL CONTROL, BIDIRECTIONAL CONTROL OR TOUCH CONTROL


THREE COLOR FUNCTION KEYS AND MODULES, AND CAN BE CUSTOMIZED:
THE D.O SERIES RESPONDS TO ALL YOUR INSTALLATION AND AESTHETIC NEEDS.
DIFFERENT CONTROL REQUIREMENTS: AXIAL CONTROL, TWO-WAY CONTROL,
INFRARED CONTROL, MEGALEC IS GUARANTEED WITH TECHNICAL PRECISION



MEGALEC



ELECTRICAL ACCESSORIES




D.O SERIES



MEGALEC

D.O SERIES

PLASTIC PANEL



19 White 20 White graphic 21 Grey

STAINLESS STEEL PANEL



22 Stainless steel 23 Black nickel 24 Romantic Gold

STAINLESS STEEL PANEL



25 Wine red 26 Crocodile pattern 27 Eucalyptus

PLASTIC PANEL



28 White 29 Grey 30 Dark gray

PLASTIC PANEL



31 Matte Black 32 Champagne gold 33 Tyrant Gold

STAINLESS STEEL PANEL




34 Pearl black 35 Dark blue 36 Brown

D.O SERIES

MEGALEC

- Black
- Gray
- White

PUSH - BUTTON SWITCHES



- ML-8001/1
1gang - 1way switch
16AX-250V~
- ML-8001/2
1gang - 2way switch
16AX-250V~
- ML-8001/1L
1gang - 1way switch + LED
16AX-250V~
- ML-8001/2L
1gang - 2way switch + LED
16AX-250V~

SMART SWITCHES



- ML-S8012
Single Live Wire Smart Switch
Input: AC 160-240V 50/60Hz
Max Load:
600W/Gang LED Inductive Load
1500W/Gang Resistive Load
- ML-W8012
Wifi Smart Switch
Input: AC 160-240V 50/60Hz
Max Load:
600W/Gang LED Inductive Load
1500W/Gang Resistive Load
Operating System: IOS / Android
WiFi Standard: 2.4G 802.11 b/g/n
Operating Temp: -20°C to 70°C

D.O SERIES

MEGALEC

- Black
- Gray
- White

SMART SWITCHES



- ML-S9022
Single Live Wire Smart Switch
Input: AC 160-240V 50/60Hz
Max Load:
600W/Gang LED Inductive Load
600W/Gang Resistive Load
- ML-W9022
Wifi Smart Switch
Input: AC 160-240V 50/60Hz
Max Load:
600W/Gang LED Inductive Load
1500W/Gang Resistive Load
Operating System: IOS / Android
WiFi Standard: 2.4G 802.11 b/g/n
Operating Temp: -20°C to 70°C

CURTAIN SWITCH + DIMMING



- ML-8552
Roller shutter switch/button
Max Current: 6AX 250V
For direct connection to roller shutter motors with mechanical locking.
Switching times of the engine manufacturer notice.
Not illuminable.
- ML-8562D
Universal rotary dimmer 600W
Trailing edge/leading edge, 5-600W, 2-wire connection (without N wire) with screw terminals
- Lamp-saving soft start/soft stop.
Suitable for the following dimmable lamps:
- Incandescent and HV halogen lamps: 5-600W
- Dimmable LED or CFLs: 5-300W

D.O SERIES

MEGALEC

- Black
- Gray
- White

TEMPERATURE CONTROL



- ML-8570
Room Temperature Controller
Technical data:
AC 230V/50Hz
Max 16A/7500W
NTC 10k
- ML-8570W
Room Temperature Controller + Wifi
Technical data:
AC 230V/50Hz
Max 16A/7500W
NTC 10k

TV SOCKETS




- ML-8229T
1 male TV socket
(0-2150 MHz)
- ML-8228F
1 set socket single
"F" type
- ML-8359H
HDMI Socket

D.O SERIES

MEGALEC

PLASTIC PANEL



- 01 White
- 02 white graphic
- 03 Black

ZINC ALLOY PANEL



- 04 Pearl silver
- 05 Black Rope
- 06 Gold Rope

- Black
- Gray
- White


DOORBELL SWITCH



- ML-8001/53
Push-buttons with bell symbol 16A-250V~
- ML-S10L
LED for control and socket lighting

- white LED - 230 VA - night signal
- blue LED - 230 VA - night signal


SMART SWITCHES



- ML-S9012
Single Live Wire Smart Switch
Input: AC 160-240V 50/60Hz
Max Load:
600W/Gang LED Inductive Load
600W/Gang Resistive Load
- ML-W9012
Wifi Smart Switch
Input: AC 160-240V 50/60Hz
Max Load:
600W/Gang LED Inductive Load
1500W/Gang Resistive Load
Operating System: IOS / Android
WiFi Standard: 2.4G 802.11 b/g/n
Operating Temp: -20°C to 70°C

- Black
- Gray
- White

SOCKET



- ML-8225S
Russia standard socket outlets
2P
10/16A-250V~
- ML-8226S
French standard socket outlets
2P+E
10/16A-250V~
- ML-8227S
German standard socket outlets
2P+E
16A-250V~

SOCKET+TYPE C



- ML-8025U
Russia standard socket outlets
2P+Type C
10/16A-250V~
Output:
12V~1.5A 20V~0.9A
5V~2.4A 9V~2A
- ML-8026U
French standard socket outlets
2P+E+Type C
10/16A-250V~
Output:
12V~1.5A 20V~0.9A
5V~2.4A 9V~2A
- ML-8027U
German standard socket outlets
2P+E+Type C
16A-250V~
Output:
12V~1.5A 20V~0.9A
5V~2.4A 9V~2A


- Black
- Gray
- White

TELEPHONE SOCKETS - CAT. 6




- ML-8011C
RJ11 socket
- ML-8045R
RJ45-tool less system
Cat.5e utp
- ML-8045F
RJ45-tool less system
Cat.6e utp

USB SOCKET/SWITCH CIRCUIT BREAKER



- ML-8521UT
USB+Type C
AC/DC Adapter
Input: 100-240V
50-60Hz/300mA
Output: 5V~2100mA
12V~1.5A 20V~0.9A
5V~2.4A 9V~2A
- ML-8021A
Air conditioner switch circuit breaker
32A 250V~

ZINC ALLOY PANEL



- 07 Tyrant gold
- 08 Jade green
- 09 Wine red

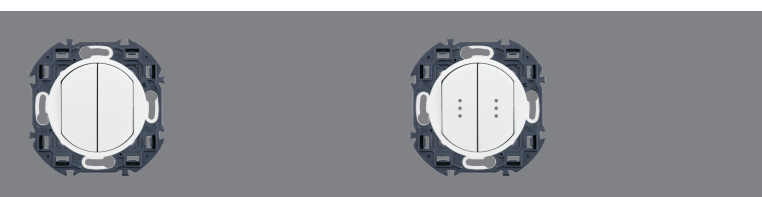
GLASS PANEL



- 10 Crystal white
- 11 Diamond black
- 12 Khaki

- Black
- Gray
- White

PUSH - BUTTON SWITCHES



- ML-8002/1
2gang - 1way standard
16AX-250V~
- ML-8002/2
2gang - 2way switch
16AX-250V~
- ML-8002/1L
2gang - 1way switch + LED
16AX-250V~
- ML-8002/2L
2gang - 2way switch + LED
16AX-250V~

SMART SWITCHES



- ML-S8022
Single Live Wire Smart Switch
Input: AC 160-240V 50/60Hz
Max Load:
600W/Gang LED Inductive Load
600W/Gang Resistive Load
- ML-W8022
Wifi Smart Switch
Input: AC 160-240V 50/60Hz
Max Load:
600W/Gang LED Inductive Load
1500W/Gang Resistive Load
Operating System: IOS / Android
WiFi Standard: 2.4G 802.11 b/g/n
Operating Temp: -20°C to 70°C

- Black
- Gray
- White

WIFI SMART SOCKET



- ML-8325W
Russia standard Wifi Smart Socket
Power supply: 100V-240VAC
50/60Hz
Max Current: 16A 240VAC
10/16A-250V~
WiFi Frequency: IEEE802.11 b/g/n
WiFi Standard: Wi-Fi 2.4GHz b/g/n
Working Temperature: -20°C~70°C
Wireless Consumption: ≤0.2W
Working Humidity: ≤95%
- ML-8326W
French standard Wifi Smart Socket
Power supply: 100V-240VAC
50/60Hz
Max Current: 16A 240VAC
10/16A-250V~
WiFi Frequency: IEEE802.11 b/g/n
WiFi Standard: Wi-Fi 2.4GHz b/g/n
Working Temperature: -20°C~70°C
Wireless Consumption: ≤0.2W
Working Humidity: ≤95%
- ML-8327W
German standard Wifi Smart Socket
Power supply: 100V-240VAC
50/60Hz
Max Current: 16A 240VAC
10/16A-250V~
WiFi Frequency: IEEE802.11 b/g/n
WiFi Standard: Wi-Fi 2.4GHz b/g/n
Working Temperature: -20°C~70°C
Wireless Consumption: ≤0.2W
Working Humidity: ≤95%

DIMMER SWITCH



- ML-8560
Universal rotary Dimmer 600W
Trailing edge/leading edge, 5-600W, 2-wire connection (without N wire) with screw terminals
- Lamp-saving soft start/soft stop.
Suitable for the following dimmable lamps:
- Incandescent and HV halogen lamps: 5-600W
- Dimmable LED or CFLs: 5-300W
- ML-8560W
Universal rotary Dimmer 600W+Wifi
Trailing edge/leading edge, 5-600W, 2-wire connection (without N wire) with screw terminals
- Lamp-saving soft start/soft stop.
Suitable for the following dimmable lamps:
- Incandescent and HV halogen lamps: 5-600W
- Dimmable LED or CFLs: 5-300W

- Black
- Gray
- White

INFRARED DETECTORS/ STEPLIGHTING




- ML-8587P
Passive infrared motion detector
With adjustable brightness and dropout delay from 30 seconds to 10 minutes, NO contact 2 A, power supply 230V AC (3-wire connection), 2 module
- ML-8589D
Step lighting
2, 2 W LED, for decorative lighting, controllable, using a toggle switch or 3-wire motion detector, supplied with 3 cover caps (White, Tech, anthracite), 2-module.
Required installation depth: at least 40 mm.

P A N E L



- 1 gang
- 2 gang
- 3 gang
- 4 gang

STAINLESS STEEL PANEL



- 13 Cement gray
- 14 Eucalyptus
- 15 Crocodile pattern

ZINC ALLOY PANEL



- 16 White
- 17 Silver
- 18 Black